



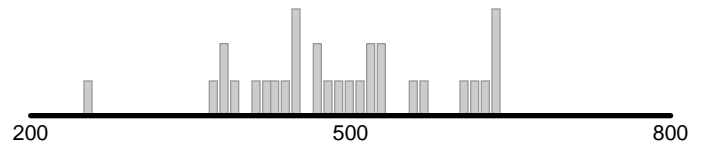
90 Bridge Street, Suite 100
 Newton, MA 02458
 8006988867
 8005104595 (fax)

Program	Sample SAT Class
Exam	SAT Practice Test 4
Date	2/17/2010 - 2/20/2010
Class Section	1

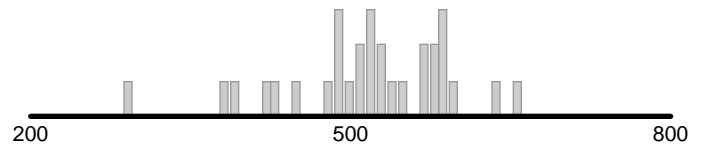
Summit SAT Practice Test Group Score Summary

Number of Practice Tests **30**

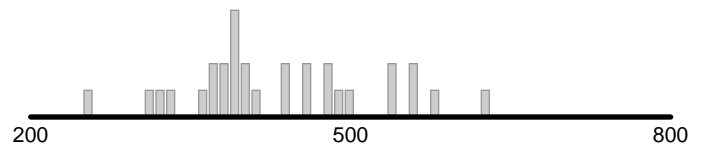
Critical Reading	Mean Score	492
	Median Score	485



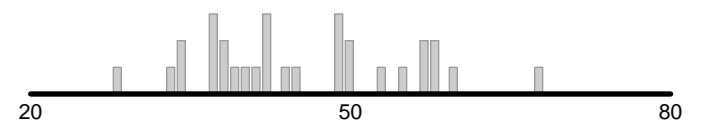
Math	Mean Score	517
	Median Score	520



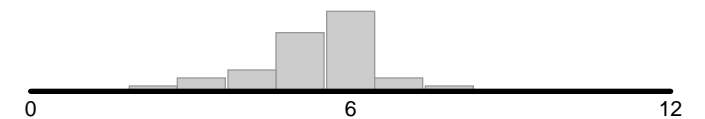
Writing	Mean Score	433
	Median Score	405



Multiple Choice



Essay





90 Bridge Street, Suite 100
 Newton, MA 02458
 8006988867
 8005104595 (fax)

Program	Sample SAT Class
Exam	SAT Practice Test 4
Date	2/17/2010 - 2/20/2010
Class Section	1

Summit SAT Practice Test Group Report Score List

Scores (by Name)	Critical Reading	Math	Writing	Combined
Meghan Ahearn	640	590	560	1790
Alex Almeida	370	530	250	1150
Natasha Andrade	470	450	390	1310
John Andreozzi	380	510	410	1300
Justin Barker	450	500	360	1310
Steven Barker	450	520	390	1360
Kellen Bartlett-Cahill	510	490	480	1480
Anthony Bartolomei	380	390	320	1090
Alisha Belain	250	290	310	850
Eric Bergquist	450	570	440	1460
Kyle Blakeman	420	600	400	1420
Nikko Vic Boco	520	480	330	1330
Jennifer Bouvier	430	520	480	1430
Robert Bruce	620	580	500	1700
Lisa Burgess	530	490	380	1400
Tina Burgess	500	520	370	1390
Emily Cameron	570	590	560	1720
Colleen Campbell	410	380	370	1160
Joan Carter	560	580	540	1680
Matthew Cassanelli	490	530	400	1420
Talia Cataldo	520	510	490	1520
Caleb Clarke	480	570	390	1440
Mikayla Cogswell	470	540	460	1470
Christina Colby	390	420	390	1200
Stephen Colleton	630	590	580	1800
Sean Conaway	640	640	460	1740
Tyler Conaway	610	550	440	1600
Katelyn Costa	440	430	380	1250
Kelley Cross	530	490	540	1560
Joshua Crossman	640	660	630	1930

Scores (by Score)	Critical Reading	Math	Writing	Combined
Joshua Crossman	640	660	630	1930
Stephen Colleton	630	590	580	1800
Meghan Ahearn	640	590	560	1790
Sean Conaway	640	640	460	1740
Emily Cameron	570	590	560	1720
Robert Bruce	620	580	500	1700
Joan Carter	560	580	540	1680
Tyler Conaway	610	550	440	1600
Kelley Cross	530	490	540	1560
Talia Cataldo	520	510	490	1520
Kellen Bartlett-Cahill	510	490	480	1480
Mikayla Cogswell	470	540	460	1470
Eric Bergquist	450	570	440	1460
Caleb Clarke	480	570	390	1440
Jennifer Bouvier	430	520	480	1430
Kyle Blakeman	420	600	400	1420
Matthew Cassanelli	490	530	400	1420
Lisa Burgess	530	490	380	1400
Tina Burgess	500	520	370	1390
Steven Barker	450	520	390	1360
Nikko Vic Boco	520	480	330	1330
Natasha Andrade	470	450	390	1310
Justin Barker	450	500	360	1310
John Andreozzi	380	510	410	1300
Katelyn Costa	440	430	380	1250
Christina Colby	390	420	390	1200
Colleen Campbell	410	380	370	1160
Alex Almeida	370	530	250	1150
Anthony Bartolomei	380	390	320	1090
Alisha Belain	250	290	310	850



90 Bridge Street, Suite 100
 Newton, MA 02458
 8006988867
 8005104595 (fax)

Program	Sample SAT Class
Exam	SAT Practice Test 4
Date	2/17/2010 - 2/20/2010
Class Section	1

Summit SAT Practice Test Critical Reading Group Report

Answer Breakdown										
Section	Question	A	B	C	D	E	Blank	Difficulty	% Correct	Type
2	1			3%	93%	3%		1	93%	Sent Comp
2	2		3%	97%				1	97%	Sent Comp
2	3	67%		7%	23%	3%		2	67%	Sent Comp
2	4		67%	10%	3%	10%	10%	2	67%	Sent Comp
2	5	3%	3%	30%	33%	23%	7%	2	30%	Sent Comp
2	6	23%	7%	33%		10%	27%	2	33%	Sent Comp
2	7	20%	3%	30%	17%		30%	3	17%	Sent Comp
2	8		3%	23%	17%	20%	37%	3		Sent Comp
2	9	13%	7%	60%		20%		3	60%	Crit Read - SP
2	10	3%	87%			10%		2	87%	Crit Read - SP
2	11		10%		13%	73%	3%	1	73%	Crit Read - SP
2	12	13%	3%	60%	10%	3%	10%	1	60%	Crit Read - SP
2	13	50%	17%	10%	7%		17%	2	50%	Crit Read - LP
2	14		10%	47%	10%	13%	20%	2	47%	Crit Read - LP
2	15	3%		3%	37%	50%	7%	2	50%	Crit Read - LP
2	16	10%	10%		50%	17%	13%	2	50%	Crit Read - LP
2	17	20%		3%	53%	3%	20%	2	53%	Crit Read - LP
2	18	10%			80%	3%	7%	2	80%	Crit Read - LP
2	19	13%	3%	23%		47%	13%	2	47%	Crit Read - LP
2	20	10%	3%	50%	10%		27%	2	50%	Crit Read - LP
2	21	50%		3%	3%	10%	33%	2	50%	Crit Read - LP
2	22	10%	50%	10%			30%	2	50%	Crit Read - LP
2	23	7%	20%		20%	13%	40%	3	20%	Crit Read - LP
2	24	37%			3%	20%	40%	2	37%	Crit Read - LP
5	1	3%	63%	3%	7%	17%	7%	2	63%	Sent Comp
5	2	13%	3%	3%	10%	63%	7%	2	63%	Sent Comp
5	3	27%	13%	3%	13%	13%	30%	3	13%	Sent Comp
5	4	33%	7%	3%	7%	40%	10%	3	33%	Sent Comp
5	5	27%	17%	7%	23%	10%	17%	3	10%	Sent Comp
5	6	3%	77%	13%			7%	1	77%	Crit Read - SP
5	7	3%	17%	10%	57%	7%	7%	2	57%	Crit Read - SP
5	8	3%	77%	13%		3%	3%	2	77%	Crit Read - SP
5	9	10%	7%	30%		53%		1	53%	Crit Read - SP
5	10	50%	10%	3%	30%	7%		2	50%	Crit Read - LP
5	11	67%	27%		3%	3%		2	67%	Crit Read - LP
5	12	7%	10%	3%	80%			2	80%	Crit Read - LP
5	13	7%		80%	3%		10%	1	80%	Crit Read - LP
5	14	3%	57%	3%	23%	3%	10%	2	57%	Crit Read - LP
5	15	63%	3%	3%	3%	10%	17%	2	63%	Crit Read - LP
5	16	7%	3%	3%	10%	63%	13%	2	63%	Crit Read - LP
5	17		10%		73%	7%	10%	1	73%	Crit Read - LP
5	18	70%		7%	10%	3%	10%	1	70%	Crit Read - LP
5	19		20%	40%	3%	17%	20%	2	40%	Crit Read - LP
5	20	17%	13%	13%	7%	17%	33%	3	17%	Crit Read - LP
5	21	53%		17%	3%	3%	23%	2	53%	Crit Read - LP
5	22	27%	10%	20%		13%	30%	2	20%	Crit Read - LP
5	23		47%	13%	7%	3%	30%	2	47%	Crit Read - LP
5	24		23%	3%	3%	47%	23%	2	23%	Crit Read - LP
8	1	3%	3%	23%	57%		13%	1	57%	Sent Comp
8	2	87%	10%			3%		2	87%	Sent Comp
8	3	10%	3%	3%	10%	60%	13%	2	60%	Sent Comp
8	4		7%	20%	73%			2	73%	Sent Comp
8	5	60%	10%	3%		10%	17%	2	60%	Sent Comp
8	6	7%	40%	10%	13%	10%	20%	3	13%	Sent Comp
8	7	13%	47%			27%	13%	2	47%	Crit Read - LP
8	8	7%	80%		3%	10%		1	80%	Crit Read - LP
8	9	17%	13%	10%	33%	7%	20%	2	33%	Crit Read - LP
8	10	27%	17%	10%	30%		17%	2	30%	Crit Read - LP
8	11	7%	3%	80%		3%	7%	1	80%	Crit Read - LP
8	12	30%	7%	13%	7%	10%	33%	2	30%	Crit Read - LP
8	13	3%	70%		7%	3%	17%	2	70%	Crit Read - LP
8	14	37%	7%	7%	13%	13%	23%	3	13%	Crit Read - LP
8	15	7%	23%	17%	17%	3%	33%	2	23%	Crit Read - LP
8	16	13%	3%	7%	10%	30%	37%	2	30%	Crit Read - LP
8	17	17%	13%	7%	33%	13%	17%	2	33%	Crit Read - LP
8	18		47%	3%	13%	10%	27%	2	47%	Crit Read - LP
8	19	37%	13%		13%	3%	33%	2	37%	Crit Read - LP



90 Bridge Street, Suite 100
 Newton, MA 02458
 8006988867
 8005104595 (fax)

Program	Sample SAT Class
Exam	SAT Practice Test 4
Date	2/17/2010 - 2/20/2010
Class Section	1

Summit SAT Practice Test Critical Reading Group Report

Item Type and Difficulty Analysis (Group Averages)									
	Difficulty	Items	Right	Wrong	Blank	% Attempted	Raw	% of Possible	
Sentence Completions									
	1	3	2.5	.4	.1	96%	2.37	79%	
	2	10	6.0	3.1	.9	91%	5.26	53%	
	3	6	.9	3.7	1.4	76%	-.06	-1%	
Total	2.16	19	9.4	7.2	2.4	87%	7.57	40%	
Critical Reading - Short Passage									
	1	4	2.6	1.2	.2	95%	2.34	59%	
	2	3	2.2	.7	.1	97%	2.03	68%	
	3	1	.6	.4	.0	100%	.50	50%	
Total	1.63	8	5.4	2.3	.3	96%	4.87	61%	
Critical Reading - Long Passage									
	1	5	3.8	.8	.4	93%	3.63	73%	
	2	32	15.1	10.5	6.4	80%	12.43	39%	
	3	3	.5	1.5	1.0	68%	.12	4%	
Total	1.95	40	19.4	12.9	7.7	81%	16.18	40%	
Item Difficulty									
	1	12	8.9	2.4	.7	94%	8.34	70%	
	2	45	23.3	14.3	7.4	84%	19.72	44%	
	3	10	2.0	5.6	2.4	76%	.56	6%	
Sections									
	2	2.00	24	12.7	7.4	3.9	84%	10.81	45%
	5	1.96	24	12.5	8.3	3.2	87%	10.42	43%
	8	1.95	19	9.0	6.6	3.4	82%	7.39	39%
Critical Reading Overall									
	1.97	67	34.2	22.3	10.5	84%	28.62	43%	



90 Bridge Street, Suite 100
 Newton, MA 02458
 8006988867
 8005104595 (fax)

Program	Sample SAT Class
Exam	SAT Practice Test 4
Date	2/17/2010 - 2/20/2010
Class Section	1

Summit SAT Practice Test Math Group Report

Answer Breakdown											
Section	Question	A	B	C	D	E	Blank	Difficulty	% Correct	Type	Subject
3	1			3%		97%		1	97%	MC	Algebra
3	2	93%	3%	3%				1	93%	MC	Algebra
3	3					93%	7%	1	93%	MC	Numbers
3	4	10%	3%	3%		83%		1	83%	MC	Geometry
3	5	13%	83%				3%	1	83%	MC	Geometry
3	6	83%		3%	3%		10%	1	83%	MC	Algebra
3	7	7%	3%	7%	3%	80%		2	80%	MC	Data/Stats
3	8	7%	7%	7%	3%	67%	10%	2	67%	MC	Numbers
3	9	3%			3%	63%	20%	2	63%	MC	Numbers
3	10			10%	70%	3%	17%	2	70%	MC	Algebra
3	11	77%	10%	10%			3%	2	77%	MC	Geometry
3	12	3%		13%	63%	3%	17%	2	63%	MC	Algebra
3	13	13%	3%			77%	7%	2	77%	MC	Data/Stats
3	14	7%		30%	40%	7%	17%	2	40%	MC	Geometry
3	15	10%		50%			40%	2	50%	MC	Numbers
3	16	10%	3%	77%		3%	7%	2	77%	MC	Geometry
3	17	33%	7%	3%	17%	7%	33%	2	33%	MC	Algebra
3	18	13%	37%	13%	10%		27%	3	13%	MC	Algebra
3	19	10%	17%		7%		67%	3	10%	MC	Geometry
3	20	27%		7%	13%	7%	47%	3	7%	MC	Algebra
6	1		3%	13%	83%			1	83%	MC	Numbers
6	2	3%			97%			1	97%	MC	Geometry
6	3	90%		3%			3%	1	90%	MC	Data/Stats
6	4					100%		1	100%	MC	Algebra
6	5	7%	3%		57%		33%	2	57%	MC	Algebra
6	6	57%	13%	10%		3%	17%	2	13%	MC	Numbers
6	7	10%		27%	3%	10%	47%	2	27%	MC	Algebra
6	8		10%	23%	3%	13%	50%	3	13%	MC	Geometry
6	9		1404		67%	27%	7%	1	67%	GR	Algebra
6	10		57.5		77%	17%	7%	1	77%	GR	Numbers
6	11		110		57%	27%	17%	2	57%	GR	Geometry
6	12		9		47%	13%	40%	2	47%	GR	Algebra
6	13		13, 14, 15, 16, or 17		57%	40%	3%	2	57%	GR	Geometry
6	14		5		37%	27%	37%	2	37%	GR	Numbers
6	15		1/2 or .5		27%	20%	53%	2	27%	GR	Geometry
6	16		2 or 7		3%	30%	67%	3	3%	GR	Algebra
6	17		149		7%	50%	43%	3	7%	GR	Data/Stats
6	18		72			80%	20%	3		GR	Numbers
9	1	3%		87%		3%	7%	1	87%	MC	Algebra
9	2	7%			90%	3%		1	90%	MC	Geometry
9	3		90%	7%		3%		1	90%	MC	Data/Stats
9	4	7%	77%	7%		10%		1	77%	MC	Data/Stats
9	5		7%	40%	7%	7%	40%	1	40%	MC	Geometry
9	6	27%		73%				2	73%	MC	Geometry
9	7	7%	10%	3%	33%	3%	43%	2	33%	MC	Algebra
9	8	3%	23%	40%	3%	13%	17%	2	40%	MC	Geometry
9	9	3%	27%	47%	7%	3%	13%	2	27%	MC	Numbers
9	10		60%	20%	13%		7%	2	60%	MC	Numbers
9	11	57%	13%	7%	7%	3%	13%	2	57%	MC	Geometry
9	12	17%	50%	10%	7%	3%	13%	2	50%	MC	Geometry
9	13	7%	3%	47%	33%		10%	2	47%	MC	Numbers
9	14	7%	10%	10%	13%	33%	27%	2	33%	MC	Algebra
9	15	3%	20%	13%	10%	3%	50%	2	13%	MC	Algebra
9	16	27%	10%	10%	23%	3%	27%	3	23%	MC	Algebra



90 Bridge Street, Suite 100
 Newton, MA 02458
 8006988867
 8005104595 (fax)

Program	Sample SAT Class
Exam	SAT Practice Test 4
Date	2/17/2010 - 2/20/2010
Class Section	1

Summit SAT Practice Test Math Group Report

Item Type and Difficulty Analysis (Group Averages)									
	Difficulty	Items	Right	Wrong	Blank	% Attempted	Raw	% of Possible	
Numbers & Operations									
	1	3	2.5	.3	.1	96%	2.49	83%	
	2	8	3.6	2.8	1.5	81%	2.99	37%	
	3	1	.0	.8	.2	80%	.00	0%	
Total	1.83	12	6.2	4.0	1.9	84%	5.48	46%	
Algebra & Functions									
	1	6	5.3	.5	.2	96%	5.21	87%	
	2	9	3.8	2.2	3.1	66%	3.26	36%	
	3	4	.5	1.9	1.7	58%	.08	2%	
Total	1.89	19	9.5	4.5	5.0	74%	8.54	45%	
Geometry & Measurement									
	1	5	3.9	.6	.4	91%	3.78	76%	
	2	10	5.5	3.0	1.4	86%	4.99	50%	
	3	2	.2	.6	1.2	42%	.08	4%	
Total	1.82	17	9.7	4.3	3.0	82%	8.85	52%	
Data Analysis, Stats & Probability									
	1	3	2.6	.4	.0	99%	2.47	82%	
	2	2	1.6	.4	.1	97%	1.48	74%	
	3	1	.1	.5	.4	57%	.07	7%	
Total	1.67	6	4.2	1.3	.5	91%	4.01	67%	
Multiple Choice									
	1	15	12.9	1.4	.7	95%	12.51	83%	
	2	24	12.3	7.1	4.6	81%	10.48	44%	
	3	5	.7	2.2	2.2	57%	.13	3%	
Total	1.77	44	25.8	10.7	7.5	83%	23.12	53%	
Grid Ins									
	1	2	1.4	.4	.1	93%	1.43	72%	
	2	5	2.2	1.3	1.5	70%	2.23	45%	
	3	3	.1	1.6	1.3	57%	.10	3%	
Total	2.10	10	3.8	3.3	2.9	71%	3.77	38%	
Item Difficulty									
	1	17	14.3	1.9	.8	95%	13.94	82%	
	2	29	14.5	8.4	6.1	79%	12.72	44%	
	3	8	.8	3.8	3.5	57%	.23	3%	
Sections									
	3	1.85	20	12.6	4.1	3.3	84%	11.58	58%
	6	1.89	18	8.6	5.0	4.4	75%	8.14	45%
	9	1.75	16	8.4	4.9	2.7	83%	7.17	45%
Math Overall									
	1.83	54	29.6	14.0	10.4	81%	26.88	50%	



90 Bridge Street, Suite 100
 Newton, MA 02458
 8006988867
 8005104595 (fax)

Program	Sample SAT Class
Exam	SAT Practice Test 4
Date	2/17/2010 - 2/20/2010
Class Section	1

Summit SAT Practice Test Writing Group Report

Answer Breakdown										
Section	Question	A	B	C	D	E	Blank	Difficulty	% Correct	Type
7	1	13%	3%		10%	73%		1	73%	Improving Sent
7	2	3%	83%			13%		1	83%	Improving Sent
7	3	7%	27%	40%	13%	10%	3%	1	27%	Improving Sent
7	4		10%	10%		77%	3%	1	77%	Improving Sent
7	5	3%	17%	3%	63%	10%	3%	2	63%	Improving Sent
7	6	33%	7%	13%	7%	37%	3%	1	13%	Improving Sent
7	7	50%	30%	10%	7%	3%		1	50%	Improving Sent
7	8	13%	17%	13%	7%	43%	7%	1	43%	Improving Sent
7	9	37%	7%		3%	47%	7%	2	47%	Improving Sent
7	10	7%	20%	47%	17%	3%	7%	2	47%	Improving Sent
7	11	17%	10%	10%	17%	30%	17%	2	10%	Improving Sent
7	12			63%	7%	27%	3%	1	63%	Error ID
7	13	3%	7%	7%	23%	60%		1	60%	Error ID
7	14		77%	3%	3%	13%	3%	1	77%	Error ID
7	15		3%	17%	67%	10%	3%	1	67%	Error ID
7	16	3%	10%	13%	67%	7%		1	67%	Error ID
7	17	13%	10%	3%	7%	63%	3%	2	63%	Error ID
7	18	67%	7%		7%	13%	7%	1	67%	Error ID
7	19	47%	40%			10%	3%	1	10%	Error ID
7	20	7%			50%	40%	3%	2	50%	Error ID
7	21	17%	57%		3%	13%	10%	2	57%	Error ID
7	22	3%	27%	10%	10%	50%		2	27%	Error ID
7	23	27%	7%	10%	7%	43%	7%	2	43%	Error ID
7	24	53%		17%	10%	13%	7%	2	53%	Error ID
7	25	37%	3%	13%		37%	10%	2	37%	Error ID
7	26	7%	20%	3%	7%	57%	7%	2	20%	Error ID
7	27	3%	30%	3%	7%	33%	23%	2	30%	Error ID
7	28		7%	27%	7%	50%	10%	3	27%	Error ID
7	29	13%	20%	3%	20%	30%	13%	3	20%	Error ID
7	30	10%	7%	7%	67%	3%	7%	1	67%	Improving Para
7	31	7%	57%	20%		3%	13%	2	57%	Improving Para
7	32	3%	3%	20%	7%	43%	23%	2	43%	Improving Para
7	33	7%	3%		13%	57%	20%	2	57%	Improving Para
7	34		7%	53%	7%		33%	2	53%	Improving Para
7	35		3%			70%	27%	1	70%	Improving Para
10	1		87%		7%	7%		1	87%	Improving Sent
10	2	3%	77%	10%	7%	3%		1	77%	Improving Sent
10	3	80%	3%	3%	10%	3%		2	80%	Improving Sent
10	4		40%	13%	30%	10%	7%	1	40%	Improving Sent
10	5	3%	7%	13%	73%	3%		1	73%	Improving Sent
10	6	10%	7%		17%	60%	7%	1	60%	Improving Sent
10	7	3%	20%	27%	10%	37%	3%	1	37%	Improving Sent
10	8	33%	10%	3%		37%	17%	2	33%	Improving Sent
10	9	7%	3%	13%	50%	20%	7%	2	50%	Improving Sent
10	10	17%	50%	17%	3%	7%	7%	2	50%	Improving Sent
10	11	7%	23%	47%	7%	7%	10%	2	47%	Improving Sent
10	12	47%	3%		47%	3%		2	47%	Improving Sent
10	13	7%	3%	50%	7%	17%	17%	2	50%	Improving Sent
10	14	17%		7%	37%	13%	27%	3	37%	Improving Sent



90 Bridge Street, Suite 100
 Newton, MA 02458
 8006988867
 8005104595 (fax)

Program	Sample SAT Class
Exam	SAT Practice Test 4
Date	2/17/2010 - 2/20/2010
Class Section	1

Summit SAT Practice Test Writing Group Report

Item Type and Difficulty Analysis (Group Averages)									
	Difficulty	Items	Right	Wrong	Blank	% Attempted	Raw	% of Possible	
Error IDs									
	1	7	4.1	2.7	.2	97%	3.43	49%	
	2	9	3.8	4.5	.7	92%	2.68	30%	
	3	2	.5	1.3	.2	88%	.14	7%	
Total	1.72	18	8.4	8.5	1.1	94%	6.24	35%	
Improving Sentences									
	1	13	7.4	5.3	.3	97%	6.08	47%	
	2	11	5.2	4.9	.9	92%	4.02	37%	
	3	1	.4	.4	.3	73%	.28	28%	
Total	1.52	25	13.0	10.5	1.5	94%	10.38	42%	
Improving Paragraphs									
	1	2	1.4	.3	.3	83%	1.29	65%	
	2	4	2.1	1.0	.9	78%	1.85	46%	
Total	1.67	6	3.5	1.3	1.2	79%	3.14	52%	
Item Difficulty									
	1	22	12.9	8.3	.9	96%	10.80	49%	
	2	24	11.1	10.4	2.5	90%	8.54	36%	
	3	3	.8	1.7	.5	83%	.42	14%	
Sections									
	7	1.60	35	17.2	15.0	2.9	92%	13.43	38%
	10	1.64	14	7.7	5.3	1.0	93%	6.33	45%
Writing Overall									
	1.61	49	24.8	20.3	3.9	92%	19.76	40%	